

Inventory of Available Reports in WEAVEonline

Full Assessment Report | Detailed Assessment Report

A formatted report of all assessment data including: Mission/Purpose, Goals, Outcomes/Objectives, Measures, Assessment Results/Findings, Action Plans, Analysis Question responses, and Annual Report section responses. You can sort data for an entity with goals integrated or in a separate section and opt to include Annual Report Section Responses and Analysis Questions and Answers. You can also run the report for multiple entities and find out which entities have not entered data.

Audit Report | Outcomes/Objectives that Need Measures

All Outcomes/Objectives should be associated with one or more measures. This report highlights any Outcomes/Objectives in need of an association.

Audit Report | Measures that Need Findings

When data is complete for a cycle, all Measure-Outcome/Objective pairs should include Assessment Results/Findings. If not, this report highlights any Measure-Outcome/Objective pairs in need of Assessment Results/Findings.

Audit Report | Findings that Need Action Plans

When data is complete for a cycle, all Assessment Results / Findings that did not meet or only partially met the achievement target should have an Action Plan developed in order to improve results in future cycles. This report highlights any Assessment Results / Findings that are in need of an Action Plan.

Data Entry Status (DES) Reports | DES Details, color coded

A summary of data entry progress for each major area within WEAVEonline: Mission/Purpose, Goals, Outcomes/Objectives, Measures, Assessment Results/Findings, Action Plan, Analysis Questions, and Annual Report.

Data Entry Status (DES) Reports | DES Overview, statistics

Charts of overall progress for all entities, for academic entities, or for administrative entities for each major area within WEAVEonline: Mission/Purpose, Goals, Outcomes/Objectives, Measures, Assessment Results/Findings, Action Plan, Analysis Questions, and Annual Report.

Analysis Questions Reports | Analysis Answer Profile

The Profile displays answers to all Analysis Questions grouped by entity.

Analysis Questions Reports | Analysis Answers to Single Question

This report gathers answers to a chosen Analysis Question for all selected entities.

Planning & Budgeting Reports (Action Plans) | Budgeting – Resources Requested

All actions plans activity sequence designed to help entity better accomplish intended outcomes/objectives created in the selected cycle that have requested additional resources are presented in a table that includes Actions, Target Date, Person/Group Responsible, Description and Additional Resources. The report can be sorted by priority (High, Medium, or Low) or alphabetically by entity and displays Actions grouped by their Status (Planned, In-Progress, Finished, On-Hold, and Terminated).

Planning & Budgeting Reports (Action Plans) | Planning – Comprehensive Planning

All actions plans activity sequence designed to help entity better accomplish intended outcomes/objectives created in the selected cycle are presented in a table that includes Actions, Target Date, Person/Group Responsible, Description and Additional Resources. The report can be sorted by priority (High, Medium, or Low) or alphabetically by entity and displays Actions grouped by their Status (Planned, In-Progress, Finished, On-Hold, and Terminated).

Association Reports | Strategic Plan Profile

The Profile displays associations between Outcomes/Objective and all selected Strategic Plan elements grouped by entity.

Association Reports | General Education/Core Curriculum

Displays selected General Education/Core Curriculum items with connected Outcomes/Objectives below, sorted by entity.

Association Reports | Institutional Priority Associations

Displays selected Institutional Priority items with connected Outcomes/Objectives below, sorted by entity.

Association Reports | Strategic Plan Associations

Displays selected Strategic Plan items with connected Outcomes/Objectives below, sorted by entity.

Special Assessment Reports | Student Learning Outcomes/Objectives

Displays all Outcomes/Objectives designated as a Student Learning Objective for all selected entities.

Annual Reports | Annual Report Profile

The Profile displays answers to all Annual Report Prompts grouped by entity.

Annual Reports | Annual Report for Single Section

This report gathers answers to a chosen Annual Report Section for all selected entities. The report is sorted alphabetically by entity.

[Open Email List](#) [Print this report](#)

Duke University

Detailed Assessment Report 2007-2008 Undergraduate Admissions

Mission/Purpose

The mission of the Undergraduate Admissions Office is to create for Duke an undergraduate student body rich in talent, diversity, and engagement, consistent with the 1988 Trustee's statement on admissions, and to be energetic, creative, and ethical in its communications, recruitment, and selection processes.

Outcomes/Objectives, with Any Associations and Related Measures, Achievement Targets, Findings, and Action Plans

O 1: Student Interest

Increase national and worldwide student interest in Duke University.

Document:

[Common Application Undergraduate](#)

Related Measures:

M 1: Number of Applicants

Number of complete applications that Duke receives for the given academic year.

Source of Evidence: Activity volume

Achievement Target:

The number of admissible applicants trends upward over time, i.e., either the number of applicants increases while average applicant test scores remain stable, or the number of applicants remains stable while average applicant test scores increase, or both.

Findings (2007-2008) - Achievement Target: Met

Although there has been a decline in the number of completed applications within the last year, the overall trend for the last five years has been increasing. Additionally, test scores have remained constant. See attached documentation.

Document:

[Admissible Applicants](#)

M 3: Yield Percentage

Percentage of students that matriculate versus those that were accepted

Source of Evidence: Administrative Measure

Achievement Target:

Yield on admitted students should remain at or above 40%.

Findings (2007-2008) - Achievement Target: Met

Yield is above 40%. See attached documentation for five year trend.

Document:

[Yield Percentage](#)

O 2: Selectivity

Controlling for applicant pool size and quality of applicants, improve selectivity (lower the percentage of applicants who are admitted = "become more selective"), particularly in comparison to peer institutions in our market segment (highly selective private research universities).

Strategic Plans:

Undergraduate Admissions

1.1 Duke Up Close

Related Measures:

M 2: Admit Percentage

Percentage of applicants that are extended offers to enroll at Duke University from the pool of completed applications submitted for the academic year.

Source of Evidence: Existing data

Achievement Target:

Controlling for other dimensions of the applicant pool and peer admissions policies (e.g., percentage of class admitted early decision), improve or keep selectivity constant in comparison to market peers.

Findings (2007-2008) - Achievement Target: Met

Duke's admit percentage has remained constant, while the admit percentage at peer schools has declined. Although, the two groups are still within 5 percentage points

Document:

[Duke vs. Peer Admit Percentage](#)

O 3: Academic Quality

Increase the academic quality of applicants, accepted students and admitted students. Quality is to be defined both in terms of objective measures (test scores, High School grades, difficulty of HS curriculum, etc.) and by subjective assessment of the written components of the admissions application (teacher recommendations, student essays) by the admissions staff.

Strategic Plans:

Undergraduate Admissions

1.1 Duke Up Close

Related Measures:

M 4: Standardized Test Scores

Standardized Test Scores of those students extended offers (selectivity) and those who matriculate (student quality).

Source of Evidence: Existing data

Achievement Target:

Increasing trend in aggregate test scores of admitted, and matriculating students, holding demographic factors constant.

Findings (2007-2008) - Achievement Target: Met

Standardized test scores for both admits and matriculants has trended slightly upward over the last five years.

Document:

[Standardized Test Scores for Admitted and Matriculating Students](#)

M 5: High school achievement

The percentage of students in the top 10 percentile of their HS graduating class in terms of GPA will trend upward over time.

Source of Evidence: Existing data

Achievement Target:

The percentage of matriculants in the top 10% of their HS classes should trend upward over time.

Findings (2007-2008) - Achievement Target: Met

The percentage in the top 10% has increased over the last 5 years. See attached documentation.

Document:

[High School Achievement](#)

Open Email List

Navigation bar with back/forward arrows, a page number '1 of 1', and an 'Export to the selected format' button with 'Export' text and icons for refresh and print.

Duke University

2009-2010 Outcomes/Objectives that Need Measures

As of: 6/5/2009, 11:35 AM

BPIR



Institutional Research

- Outcome/Objective 5:** Support Strategic Planning Process and DART
- Outcome/Objective 6:** Support for COFHE Dashboard and Survey Initiatives

6/5/2009

1 of 1

[Open Email List](#)

1 of 2 | Export to the selected format | Export  

Duke University

2008-2009 Measures that Need Findings

As of: 6/5/2009, 11:36 AM

Academic Administration and Support

Undergraduate Admissions

Measure 1: Number of Applicants

Outcome/Objective 1: Student Interest

Measure 2: Admit Percentage

Outcome/Objective 2: Selectivity

Measure 3: Yield Percentage

Outcome/Objective 1: Student Interest

Measure 4: Standardized Test Scores

Outcome/Objective 3: Academic Quality

Measure 5: High school achievement

Outcome/Objective 3: Academic Quality

Measure 6: Yield (targetted)

Outcome/Objective 4: Increase yield in targeted areas and populations

Executive Vice President

Campus Services

Measure 1: Assess Duke's Emergency Preparedness

Outcome/Objective 1: Duke Emergency Preparedness Plan

Measure 2: Test Emergency Preparedness

Outcome/Objective 1: Duke Emergency Preparedness Plan

Measure 3: Evaluate Use of Duke Bike's program

Outcome/Objective 2: Duke Bikes Program



Measure 5: Evaluate Satisfaction with Bike Program

Outcome/Objective 2: Duke Bikes Program

Measure 8: Evaluate costs of Conservation Efforts

Outcome/Objective 3: Water Conservation Plan

[Open Email List](#)

1 of 1 | Export to the selected format | Export  

Duke University

2007-2008 Findings that Need Action Plans

As of: 6/5/2009, 11:38 AM

Campus Life

Community Service Center

Measure 1: Student Evaluation Forms

Outcome/Objective 1: DukeEngage Expansion

Target: Student evaluation forms will be completed by 07/08.

Status: Partially Met

Finding: Discussions have occurred about the kinds of questions Community Service Center (CSC) would like asked and the best way to ask them, for example examining the outcomes students would like to achieve before and after their volunteer experiences, and matching these to those that the CSC have generated. First results are expected during 2009.

Measure 2: Collection of Measures

Outcome/Objective 2: America Reads/Counts Tutor Experience

Target: Organization and analysis protocols will be completed for the measures currently collected by the end of the year 2008.

Status: Partially Met

Finding: Discussion is ongoing as to the kind of information desired from the collected measures. Analysis is expected end of/early 2009.

Measure 3: America Reads/Counts Tutor Logs


Outcome/Objective 2: America Reads/Counts Tutor Experience


Target: Protocols for the qualitative analysis of America Reads/Counts tutor reflection logs will be developed by the end of the year 2008.

Status: Partially Met

Finding: 2007 reflection logs from student participants have been collected and discussions are ongoing with the AmeriCorps Vista volunteer to facilitate qualitative assessment of the logs by end of 2008/early 2009.

Open Email List


 1 of 1

 Export
 

Duke University

2008-2009 Data Entry Status Details

As of: 6/5/2009, 11:39 AM

Budgets (BPIR)

Mission	Goals	Outcome/Objective	Measure	Findings	Action Plan	Analysis	Annual Report
None	None	In-Progress	None	None	None	None	None

DukeEngage (Academic Administration and Support)

Mission	Goals	Outcome/Objective	Measure	Findings	Action Plan	Analysis	Annual Report
None	None	None	None	None	None	None	None

Funding Opportunities (ORS) (Office of Research Support)

Mission	Goals	Outcome/Objective	Measure	Findings	Action Plan	Analysis	Annual Report
None	In-Progress	In-Progress	In-Progress	None	None	None	None

Grants and Contracts (ORS) (Office of Research Support)

Mission	Goals	Outcome/Objective	Measure	Findings	Action Plan	Analysis	Annual Report
None	Completed	In-Progress	In-Progress	None	None	None	None

Human Protections Administration (Office of Research Support)

Mission	Goals	Outcome/Objective	Measure	Findings	Action Plan	Analysis	Annual Report
None	In-Progress	In-Progress	In-Progress	None	None	None	None

Library (Academic Administration and Support)

Mission	Goals	Outcome/Objective	Measure	Findings	Action Plan	Analysis	Annual Report
Completed	Completed	Completed	Completed	None	None	None	None

Nasher Museum (Academic Administration and Support)



Mission	Goals	Outcome/Objective	Measure	Findings	Action Plan	Analysis	Annual Report
Completed	None	In-Progress	None	None	None	None	None

Office of Research Support (Academic Administration and Support)

Mission	Goals	Outcome/Objective	Measure	Findings	Action Plan	Analysis	Annual Report
Completed	Completed	In-Progress	In-Progress	None	None	None	None

Undergraduate Admissions (Academic Administration and Support)

[Open Email List](#)

 << 1 of 1 >> Export to the selected format Export  

Duke University

2008-2009 Data Entry Status Overview




As of: 6/5/2009, 11:40 AM

Status Overview for Administrative Entities

	Completed	In-Progress	None
Mission	4 (40%)	1 (10%)	5 (50%)
Goals (if used)	3 (38%)	2 (25%)	3 (38%)
Outcomes/Objectives	2 (20%)	7 (70%)	1 (10%)
Measures	2 (20%)	5 (50%)	3 (30%)
Findings	0 (0%)	0 (0%)	10 (100%)
Action Plans	0 (0%)	1 (10%)	9 (90%)
Analysis Questions	0 (0%)	0 (0%)	10 (100%)
Annual Reports	0 (0%)	0 (0%)	10 (100%)

1 of 1

Open Email List


 1 of 2
 
 Export
 

Duke University

2007-2008 Resources Requested,
Sorted by Entity

As of: 6/5/2009, 4:36 PM



Vice President for Institutional Equity

Status: Planned

Priority: High

Action	Target Date	Person/Group Responsible	Description	Additional Resources
Conduct follow up assessments and initiate reviews	1/1/0001	Equal Opp/Aff Action Group	Conduct follow up assessments in major entities that were reviewed this fiscal year (PRMO, Duke University Hospital) to ensure progress has been made on their action plans. Initiate internal reviews in remaining entities in Health System.	- Amount Requested: \$0
Ensure progress towards compliance obligations	1/1/0001	Equal Opp/Aff Action Group	Ensure entities that underwent an initial internal review make progress towards their action plan items	- Amount Requested: \$0
Develop and Distribute AAP for 2009	4/1/2009 Distribute AAPs by this time		Develop and distribute 150 Affirmative Action Plans by the end of April 2009. Divide the Affirmative Action Plan to create a separate compliance related document from a more useful managerial	- Amount Requested: \$0

Open Email List


 1 of 2
 

Duke University

2007-2008 Comprehensive Planning, Sorted by Entity

As of: 6/5/2009, 4:37 PM

Vice President for Institutional Equity

Status: Planned

Priority: High

Action	Target Date	Person/Group Responsible	Description	Additional Resources
Conduct follow up assessments and initiate reviews	1/1/0001	Equal Opp/Aff Action Group	Conduct follow up assessments in major entities that were reviewed this fiscal year (PRMO, Duke University Hospital) to ensure progress has been made on their action plans. Initiate internal reviews in remaining entities in Health System.	- Amount Requested: \$0
Ensure progress towards compliance obligations	1/1/0001	Equal Opp/Aff Action Group	Ensure entities that underwent an initial internal review make progress towards their action plan items	- Amount Requested: \$0
Develop and Distribute AAP for 2009	4/1/2009 Distribute AAPs by this time		Develop and distribute 150 Affirmative Action Plans by the end of April 2009. Divide the Affirmative Action Plan to create a separate compliance related document from a more useful managerial	- Amount Requested: \$0

[Open Email List](#)
 [Print this report](#)

Entities without data

- Campus Life
- Career Center
- Center for LGBT Life
- Center for Multicultural Affairs
- Community Service Center
- Counseling & Psychological Services
- Dean of Students
- Fraternity & Sorority Life
- International House
- Jewish Life at Duke
- Judicial Affairs
- Mary Lou Williams Center for Black Culture
- New Student & Family Programs
- Office of Student Activities & Facilities
- Residence Life & Housing Services
- Resource Administration
- Student Health Center
- Women's Center

Duke University

2007-2008 Strategic Plan Profile

Strategic Plans Included in this report:

Duke University

- 1 Attract and Retain Outstanding Faculty
- 2 Strengthen Duke's engagement in real-world issues through interdisciplinary programs
- 3 Attract the best graduate and professional students
- 4 Nurture a passion among undergraduates for learning and making a difference in the world
- 6 Lead and innovate in creating, managing and delivering scholarly resources for teaching and research

Strategic Plan Profile 2007-2008 Vice President for Student Affairs

Duke University

1 Attract and Retain Outstanding Faculty (2 associations)

O 1: Division Student Learning Outcomes: In Progress

(Outcomes) The Senior Leadership of the Division of Student Affairs is working on the creation of three umbrella student learning outcomes for Student Affairs,

with a target time-point of 12/2008. These outcomes will be based on the strategic goals of Student Affairs, the mission of Student Affairs, and the mission of Duke University itself. Assessment is done within Student Affairs with overall outcomes implicit, but the goal is to make the implicit explicit.

O 2: Resources Needs Analysis

(Objective) Student Affairs will enhance staff development activities for all levels of divisional employees.

2 Strengthen Duke's engagement in real-world issues through interdisciplinary programs (1 association)

O 1: Division Student Learning Outcomes: In Progress

(Outcomes) The Senior Leadership of the Division of Student Affairs is working on the creation of three umbrella student learning outcomes for Student Affairs, with a target time-point of 12/2008. These outcomes will be based on the strategic goals of Student Affairs, the mission of Student Affairs, and the mission of Duke University itself. Assessment is done within Student Affairs with overall outcomes implicit, but the goal is to make the implicit explicit.

3 Attract the best graduate and professional students (1 association)

O 1: Division Student Learning Outcomes: In Progress

(Outcomes) The Senior Leadership of the Division of Student Affairs is working on the creation of three umbrella student learning outcomes for Student Affairs, with a target time-point of 12/2008. These outcomes will be based on the strategic goals of Student Affairs, the mission of Student Affairs, and the mission of Duke University itself. Assessment is done within Student Affairs with overall outcomes implicit, but the goal is to make the implicit explicit.

4 Nurture a passion among undergraduates for learning and making a difference in the world (1 association)

O 1: Division Student Learning Outcomes: In Progress

(Outcomes) The Senior Leadership of the Division of Student Affairs is working on the creation of three umbrella student learning outcomes for Student Affairs, with a target time-point of 12/2008. These outcomes will be based on the strategic goals of Student Affairs, the mission of Student Affairs, and the mission of Duke University itself. Assessment is done within Student Affairs with overall outcomes implicit, but the goal is to make the implicit explicit.

6 Lead and innovate in creating, managing and delivering scholarly resources for teaching and research (1 association)

O 2: Resources Needs Analysis

(Objective) Student Affairs will enhance staff development activities for all levels of divisional employees.

[Open Email List](#) [Print this report](#)

Duke University

2007-2008 Institutional Priority Associations

Institutional Priorities Included in this report:

- 7.1 the range of human difference and potential

7.1 the range of human difference and potential (3 associations)

Vice President for Institutional Equity (3)

O 1: Build D&I leadership capacity

Engage leadership teams in ongoing consultative relationships resulting in implementation of entity/department specific Diversity and Inclusion (D&I) objectives, development strategies and action plans.

O 2: Enhance delivery of compliance information

Develop and implement a mandatory online training module that presents the basic provisions of the harassment and non-discrimination policies to DUHS staff. Utilize print media to communicate non-discrimination and harassment policies

O 5: Enhance Diversity Awareness of Duke employees

Enhance understanding and awareness of diversity and the impact on workplace environment for all employees of the Duke community.

[Open Email List](#) [Print this report](#)

Entities without data

- Center for LGBT Life
- Center for Multicultural Affairs
- Community Service Center
- Fraternity & Sorority Life
- International House
- Jewish Life at Duke
- Judicial Affairs
- Mary Lou Williams Center for Black Culture
- New Student & Family Programs
- Office of Student Activities & Facilities
- Resource Administration
- Women's Center

Duke University

2007-2008 Strategic Plan Associations

Strategic Plans Included in this report:

Vice President for Student Affairs

- 1 SA Strategic Plan Element #1: Establish inquiry-based and interdisciplinary learning as the distinctive signature of undergraduate education at Duke University.
- 2 SA Strategic Plan Element #2: Use our developmental model as a method for integrating and evaluating curricular and co-curricular initiatives.
- 3 SA Strategic Plan Element #3: Create increased opportunities for experiential learning and civic engagement.
- 4 SA Strategic Plan Element #4: Develop programs to improve campus culture.

► *Vice President for Student Affairs*

1 SA Strategic Plan Element #1: Establish inquiry-based and interdisciplinary learning as the distinctive signature of undergraduate education at Duke University. (8 associations)

Campus Life (1)

O 3: Leadership

To obtain information in order to contribute to the understanding of college student leadership development, using measures based on sound leadership models and theories.

Career Center (2)

O 1: Understanding Duke Student Career Aspirations

(Objective) The Career Center will seek to further understand the career aspirations of Duke students and young alumni. Career Center clients expect that the staff will be knowledgeable about a broad range of career options, and be familiar with how and where to pursue such opportunities, so current knowledge of these issues and how they are relevant to Duke students is essential.

O 4: Career Counseling

(Objective) Through the services of highly qualified staff members, the Career Center will provide excellent career counseling and career advice to Duke students.

Counseling & Psychological Services (1)**O 2: Training**

(Outcome) Trainees participating in CAPS' internship programs will demonstrate the knowledge and skills identified by the American Psychological Association (APA) to be transferable and applied in mental health settings serving emerging adults.

Residence Life & Housing Services (2)**O 1: Support of RLHS Student Development Model**

(Objective) RLHS will gain a clear understanding of how well Duke University's residential facilities support the mission of enhancing student development and academic achievement.

O 2: Faculty-in-Residence -- Impact

(Outcome) Through implementation of the Faculty-in-Residence (FIR) program on West Campus, students will feel an increased connection to faculty.

Student Health Center (1)**O 2: Body Image and Weight**

(Outcome) Students who receive information from peer advisors will be able to explain/demonstrate the importance of healthy snacking and how it relates to their health and well-being.

Vice President for Student Affairs (1)**O 1: Division Student Learning Outcomes: In Progress**

(Outcomes) The Senior Leadership of the Division of Student Affairs is working on the creation of three umbrella student learning outcomes for Student Affairs, with a target time-point of 12/2008. These outcomes will be based on the strategic goals of Student Affairs, the mission of Student Affairs, and the mission of Duke University itself. Assessment is done within Student Affairs with overall outcomes implicit, but the goal is to make the implicit explicit.

2 SA Strategic Plan Element #2: Use our developmental model as a method for integrating and evaluating curricular and co-curricular initiatives. (10 associations)

Counseling & Psychological Services (2)

O 1: Student Attitudes towards CAPS

(Outcome) Duke enrolled students will perceive less of a stigma attached to services received through CAPS than previous cohorts of Duke students.

O 4: Emerging Trends

(Objective) To gather information to answer questions such as: What groups of students comprise your constituency and how have they changed in the last five years? What are the emerging trends of your student constituency and evidence of these trends? What are the gaps in programs and service delivery to meet these needs?

Dean of Students (2)**O 1: Identify Population Trends**

(2 Objectives) To gather information through various sources as to students' attitudes and general characteristics, as well as about students' thoughts of the services provided by Dean of Students offices.

O 2: Identify Parent Attitudes and Characteristics

(2 Objectives) To obtain necessary information about Duke parents, and to establish a means of communicating the results and other necessary information to them.

Residence Life & Housing Services (2)**O 1: Support of RLHS Student Development Model**

(Objective) RLHS will gain a clear understanding of how well Duke University's residential facilities support the mission of enhancing student development and academic achievement.

O 2: Faculty-in-Residence -- Impact

(Outcome) Through implementation of the Faculty-in-Residence (FIR) program on West Campus, students will feel an increased connection to faculty.

Student Health Center (3)**O 1: Health Promotion Programming Impact**

(Outcome) Students who are exposed to Health Promotion programs and campaigns will indicate satisfaction with those programs.

O 2: Body Image and Weight

(Outcome) Students who receive information from peer advisors will be able to explain/demonstrate the importance of healthy snacking and how it relates to their health and well-being.

O 3: Alcohol

(2 Objectives) SHC will obtain student alcohol trends information and will work closely with the Office of Judicial Affairs on the hiring of a new alcohol specialist to address the goal of decreasing alcohol related incidents.

Vice President for Student Affairs (1)**O 1: Division Student Learning Outcomes: In Progress**

(Outcomes) The Senior Leadership of the Division of Student Affairs is working on the creation of three umbrella student learning outcomes for Student Affairs,

with a target time-point of 12/2008. These outcomes will be based on the strategic goals of Student Affairs, the mission of Student Affairs, and the mission of Duke University itself. Assessment is done within Student Affairs with overall outcomes implicit, but the goal is to make the implicit explicit.

3 SA Strategic Plan Element #3: Create increased opportunities for experiential learning and civic engagement. (10 associations)

Campus Life (1)

O 3: Leadership

To obtain information in order to contribute to the understanding of college student leadership development, using measures based on sound leadership models and theories.

Career Center (4)

O 1: Understanding Duke Student Career Aspirations

(Objective) The Career Center will seek to further understand the career aspirations of Duke students and young alumni. Career Center clients expect that the staff will be knowledgeable about a broad range of career options, and be familiar with how and where to pursue such opportunities, so current knowledge of these issues and how they are relevant to Duke students is essential.

O 2: Diversity

(Objective) The Career Center will program outreach so that students from diverse populations are involved with the Career Center to the same degree, or more than majority students.

O 3: Positive Perception of Career Center

(Objective) The Career Center is available to, and perceived as having a good reputation by undergraduate and graduate students.

O 4: Career Counseling

(Objective) Through the services of highly qualified staff members, the Career Center will provide excellent career counseling and career advice to Duke students.

Counseling & Psychological Services (1)

O 3: Diversity

(2 Objectives) CAPS will communicate their commitment to diversity and multiculturalism to the Duke community through means such as increasing diversity among CAPS professional staff and trainees, and integrating multiculturalism into CAPS' physical environment and written materials.

Dean of Students (1)

O 1: Identify Population Trends

(2 Objectives) To gather information through various sources as to students' attitudes and general characteristics, as well as about students' thoughts of the services provided by Dean of Students offices.

Residence Life & Housing Services (2)**O 2: Faculty-in-Residence -- Impact**

(Outcome) Through implementation of the Faculty-in-Residence (FIR) program on West Campus, students will feel an increased connection to faculty.

O 3: Connections

(4 Outcomes) Students who reside in RLHS facilities will value connections to other students, faculty, and staff, as well as being active participants in their communities.

Vice President for Student Affairs (1)**O 1: Division Student Learning Outcomes: In Progress**

(Outcomes) The Senior Leadership of the Division of Student Affairs is working on the creation of three umbrella student learning outcomes for Student Affairs, with a target time-point of 12/2008. These outcomes will be based on the strategic goals of Student Affairs, the mission of Student Affairs, and the mission of Duke University itself. Assessment is done within Student Affairs with overall outcomes implicit, but the goal is to make the implicit explicit.

4 SA Strategic Plan Element #4: Develop programs to improve campus culture. (7 associations)

Campus Life (3)**O 1: Emerging Trends**

(4 Objectives) To engage in a thoughtful and collaborative conversation about the Duke community, to gain a richer understanding of campus culture, to identify areas of strength as well as areas where there are problems or issues, and to make recommendations for improvement.

O 2: Program Direction

(Objective) To determine progress and effectiveness of various campus life components including programs, services, and activities, through individual assessment by Campus Life departments.

O 3: Leadership

To obtain information in order to contribute to the understanding of college student leadership development, using measures based on sound leadership models and theories.

Counseling & Psychological Services (1)**O 3: Diversity**

(2 Objectives) CAPS will communicate their commitment to diversity and multiculturalism to the Duke community through means such as increasing diversity among CAPS professional staff and trainees, and integrating multiculturalism into CAPS' physical environment and written materials.

Dean of Students (1)**O 1: Identify Population Trends**

(2 Objectives) To gather information through various sources as to students'

attitudes and general characteristics, as well as about students' thoughts of the services provided by Dean of Students offices.

Residence Life & Housing Services (1)

O 3: Connections

(4 Outcomes) Students who reside in RLHS facilities will value connections to other students, faculty, and staff, as well as being active participants in their communities.

Vice President for Student Affairs (1)

O 1: Division Student Learning Outcomes: In Progress

(Outcomes) The Senior Leadership of the Division of Student Affairs is working on the creation of three umbrella student learning outcomes for Student Affairs, with a target time-point of 12/2008. These outcomes will be based on the strategic goals of Student Affairs, the mission of Student Affairs, and the mission of Duke University itself. Assessment is done within Student Affairs with overall outcomes implicit, but the goal is to make the implicit explicit.

[Open Email List](#)

1 of 3 | Export to the selected format | Export

Duke University

2008-2009 List of Student Learning Outcomes/Objectives

As of: 6/11/2009, 1:33 PM

Vice President for Student Affairs

1. (Outcomes) The Senior Leadership of the Division of Student Affairs is working on the creation of three umbrella student learning outcomes for Student Affairs, with a target time-point of 12/2008. These outcomes will be based on the strategic goals of Student Affairs, the mission of Student Affairs, and the mission of Duke University itself. Assessment is done within Student Affairs with overall outcomes implicit, but the goal is to make the implicit explicit.

Center for LGBT Life

1. (Outcome) Students who participate in educational sessions at the LGBT Center such as the SAFE Training Program will demonstrate an increased awareness of the challenges faced by gay, lesbian, bi, and trans individuals both at Duke and in society.

Center for Multicultural Affairs

1. (Outcome) Participants in the Unity through Diversity forum, an annual event that strives each year to highlight topics of diversity of significance to Duke life and society at large, will walk away with a working knowledge of how students of color and other cultural groups experience Duke.

Community Service Center

2. (3 Outcomes) Students who participate as tutors in the America Reads/Counts volunteer service program will demonstrate the acquisition of new skills such as (1) increased communication skills, (2) problem-solving and analysis, and (3) social responsibility and concern for others through their reflections on their volunteer experience.